

ITER VITAE

MADE IN FRANCE



Sector :
HEALTH

Why choose a BAUDET bathroom ?

- Single point of contact
- Controlled costs and reduced build time
- Optimisation of surfaces
- Speed of installation
- Perfect sealing
- Optimum hygiene
- Aftercare / Snagging
- Dedicated after sales support



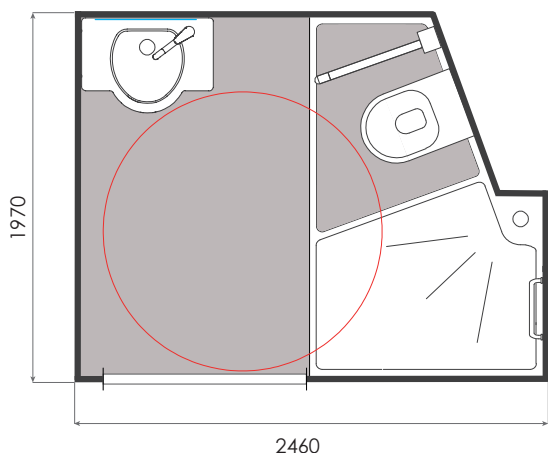
* Non-contractual photos

A great height: more than 2.3 m

Dimensions ITER VITAE

Length = 2460 mm
 Width = 1970 mm
 Height = 2380 mm

Surface int. = 3.6 m²
 Weight = 400 kg
 Door of 900 mm



The ITER VITAE model is the ideal solution for new build or renovation projects.

Our Accreditations



Technical advice
CSTB n° 9/15-1019



Compliance with
regulations PMR



NFC-15 100



BAUDET ACCESS

ITER VITAE

MADE IN FRANCE

Features

DOOR

- Door frame lacquered white (RAL9010)
- Hinged door lacquered white (width of 900 mm)
- Lever door lock
- 1 robe hook

BASIN

- Concrete resin basin with a gel coat finish
- Towel hanging cut into the front of the basin
- Mixer tap
- Waste
- Mirror
- 1 integrated shelf
- Plug

SHOWER

- Bar valve incorporating flexible hose, head and soap dish
- Shower mixer
- Shower curtain mounted on aluminium rail
- 2 straight grab rails
- 1 integrated shelf

WC

- WC wall hung
- Double seat thermoset (white)
- 1 toilet roll holder
- Cistern dual flush 3/6L
- White flush panel
- 1 folding grab rail

Structure

- GRP structure
- Pod finish : gloss appearance
- Floor : free standing resin concrete non-slip finish in the shower area
- Integrated shower tray
- Vinyl floor finish in the dry area
- Sealing between the walls provided by a compressed foam seal

Connections

ÉLECTRICITY

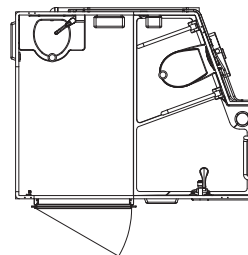
- 3 IP65 spot lights
- Earthing : cable section 6 mm²
- VMC self-adjusting 30 m³/h – Ø 125 mm
- Connexion to the junction box located in the ceiling (620 x 470 mm)

WASTE / SUPPLY

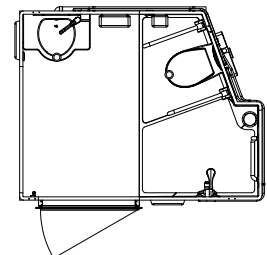
- Hot/Cold multilayered, pex pipe with crimped connections to 1/2"
- Basin and shower waste in PVC Ø 40
- WC waste in PVC Ø 100
- Access via a removable hatch located behind the WC (1100 x 450 mm)

Handings

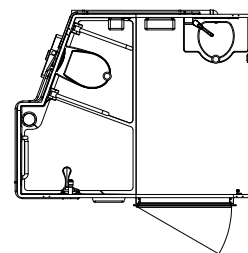
Our bathrooms are adapted to the configuration of your space.



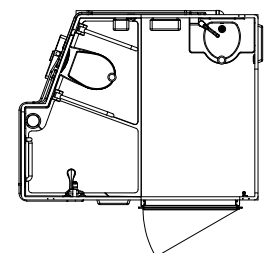
ITER VITAE- Option 01



ITER VITAE - Option 02



ITER VITAE- Option 03



ITER VITAE - Option 04

Note

The installation of our bathrooms requires services in place prior to delivery, these are not included by Baudet.

- Our bathroom are designed to be cladded with standard plasterboard (BA 13mm)
- Electricity supply on site must provide a cable for lighting and for a light switch
- Plumbing has to be ready for connections including isolation valves.
- The floor surface to receive the pod has to be prepared according BAUDET's recommandations, also the recess, drilling and refilling of the floor.

**This document is not contractual. It is produced for general information only.*

Tel. +33(0)2 51 66 27 85
 Fax +33(0)2 51 66 27 63
 contact@baudet-sa.com

Discover our range at www.baudet-sa.com