

Innovative bathroom solutions



# JADE EVO

MADE IN FRANCE

Sector :  
**STUDENT ACCOMMODATIONS**

## Why choose a BAUDET bathroom ?

- Single point of contact
- Controlled costs and reduced build time
- Optimisation of surfaces
- Speed of installation
- Perfect sealing
- Optimum hygiene
- Aftercare / Snagging
- Dedicated after sales support



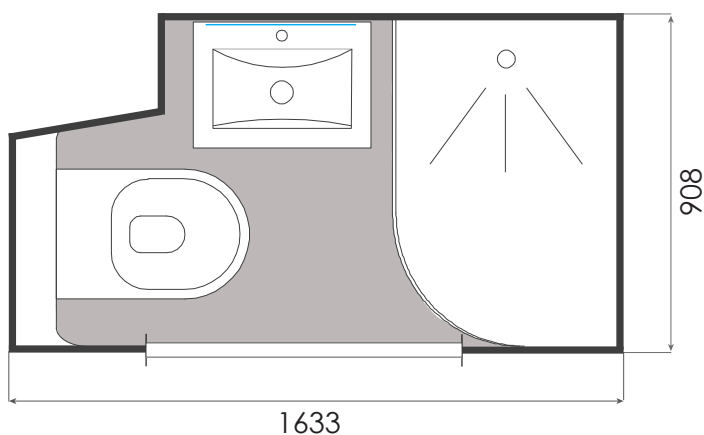
\* Non-contractual photos

**Ideal for small spaces**

### Dimensions

Length = 1633 mm	Surface int. = 1 m <sup>2</sup>
Width = 908 mm	Weight = 170 kg
Height = 2340 mm	Door of 800 mm

The Jade Evo model is the ideal solution for new build or renovation projects.



### Our Accreditations



Technical advice  
CSTB n° 9/15-1019



NFC-15 100

Discover our range at [www.baudet-sa.com](http://www.baudet-sa.com)



BAUDET INITIAL

# JADE EVO

MADE IN FRANCE 

## Features

### DOOR

- Door frame lacquered white (RAL9010)
- Hinged door lacquered white (width of 800 mm)
- Lever door lock
- 1 robe hook

### BASIN

- Concrete resin basin with a gel coat finish
- Towel hanging cut into the front of the basin
- Mixer tap
- Storage shelf
- Waste
- Mirror
- Shaver socket

### SHOWER

- Bar valve incorporating flexible hose, head and soap dish
- Shower mixer
- Shower curtain mounted on aluminium rail

### WC

- WC wall hung
- Double seat thermoset (white)
- 1 toilet roll holder
- Cistern dual flush 3/6 L
- White flush panel
- Shelf above WC

## Note

The installation of our bathrooms requires services in place prior to delivery, these are not included by Baudet.

- Our bathroom are designed to be cladded with standard plasterboard (BA 13mm)
- Electricity supply on site must provide a cable for lighting and for a light switch
- Plumbing has to be ready for connections including isolation valves.
- The floor surface to receive the pod has to be prepared according BAUDET's recommandations, also the recess, drilling and refilling of the floor.

## Structure

- GRP structure
- Pod finish : gloss appearance
- Free standing GRP floor, non-slip finish, equipped with feet (16 cm step).
- Integrated shower tray
- Sealing between the walls provided by a compresses foam seal

## Connections

Access via removable metal hatch lacquered white

### ELECTRICITY

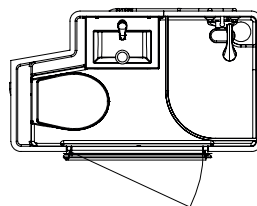
- IP65 2 LED spot lights
- Earthing: cable section 6 mm<sup>2</sup>
- VMC self-adjusting 30 m<sup>3</sup> / h – Ø 125 mm
- Connection to the junction box

### WASTE / SUPPLY

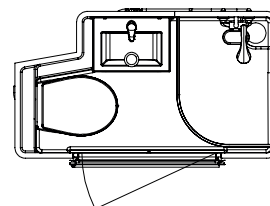
- Hot / Cold multilayered, pex pipe with crimped connections to 1/2"
- Basin and shower waste in PVC Ø 40
- WC waste in PVC Ø 100

## Handings

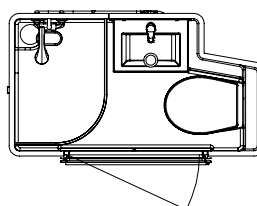
Our bathrooms are adapted to the configuration of your space.



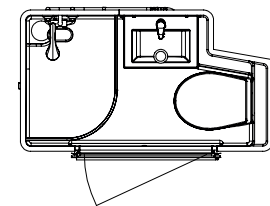
Option 01



Option 02



Option 03



Option 04

*\*This document is not contractual. It is produced for general information only.*

Tel. +33(0)2 51 66 27 85  
Fax +33(0)2 51 66 27 63  
contact@baudet-sa.com

Discover our range at [www.baudet-sa.com](http://www.baudet-sa.com)