

Innovative bathroom solutions



MELLITE

MADE IN FRANCE



Sector :
HEALTH

Why choose a BAUDET bathroom ?

- Single point of contact
- Controlled costs and reduced build time
- Optimisation of surfaces
- Speed of installation
- Perfect sealing
- Optimum hygiene
- Aftercare / Snagging
- Dedicated after sales support

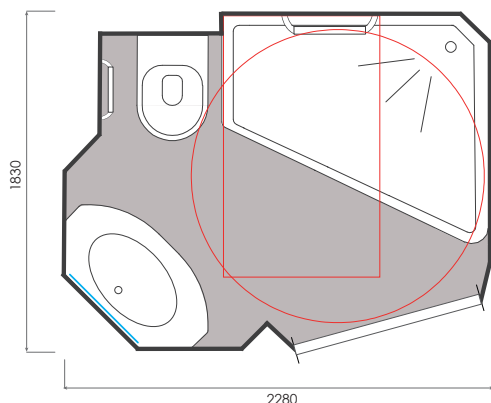


* Non-contractual photos

Classic and convenient

Dimensions

Length = 2280 mm	Surface int. = 2,9 m ²
Width = 1830 mm	Weight = 350 kg
Height = 2210 mm	Door of 900 mm



The Mellite model is the ideal solution for new build or renovation projects.

Our Accreditations



Technical advice
CSTB n° 9/15-1019



Compliance with
regulations PMR



NFC-15 100

Discover our range at www.baudet-sa.com



BAUDET ACCESS

MELLITE

MADE IN FRANCE

Features

DOOR

- Door frame lacquered white (RAL9010)
- Hinged door lacquered white (width 900 mm)
- Lever door lock
- 1 robe hook

BASIN

- Concrete resin basin with a gel coat finish
- Towel hanging cut into the front of the basin
- Mixer tap with anti-bacterial handle
- 3 integrated shelves
- Waste
- Mirror
- Plug

SHOWER

- Bar valve incorporating flexible hose, head and soap dish
- Shower mixer
- 2 straight grab rails
- Espace de rangement intégré dans la paroi
- Shower curtain mounted on aluminium rail

WC

- WC wall hung
- Double seat thermoset (white)
- 2 straight grab rails
- 1 toilet roll holder
- Cistern dual flush 3/6 L
- White flush panel

Note

The installation of our bathrooms requires services in place prior to delivery, these are not included by Baudet.

- Our bathroom are designed to be clad with standard plasterboard (BA 13mm)
- Electricity supply on site must provide a cable for lighting and for a light switch
- Plumbing has to be ready for connections including isolation valves.
- The floor surface to receive the pod has to be prepared according BAUDET's recommandations, also the recess, drilling and refilling of the floor.

Structure

- GRP structure
- Pod finish : gloss appearance
- Floor : free standing resin concrete non-slip finish in the shower area
- Integrated shower tray
- Sealing between the walls provided by a compressed foam seal

Connections

ELECTRICITY

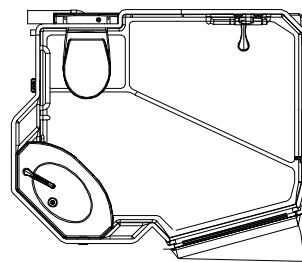
- IP65 3 LED spot lights
- Earthing: cable section 6 mm²
- VMC self-adjusting 30 m³/h – Ø 125 mm
- Connection to the junction box located in ceiling (620 x 470 mm)

WASTE / SUPPLY

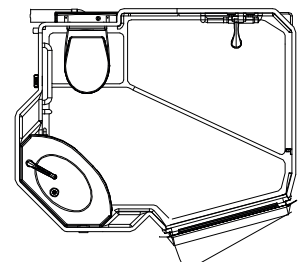
- Hot / Cold multilayered, pex pipe with crimped connections to 1/2"
- Basin and shower waste in PVC Ø 40
- WC waste in PVC Ø 100
- Access via a removable hatch located in the wall (620 x 470 mm)

Handings

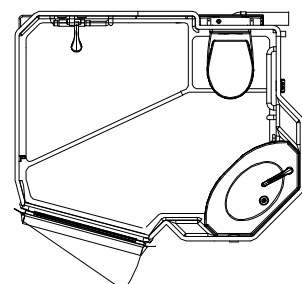
Our bathrooms are adapted to the configuration of your space.



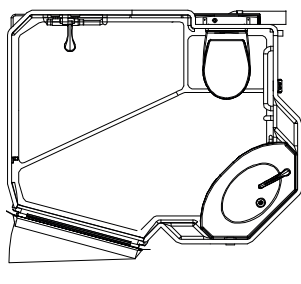
Option 01



Option 02



Option 03



Option 04

*This document is not contractual. It is produced for general information only.

Tel. +33(0)2 51 66 27 85
Fax +33(0)2 51 66 27 63
contact@baudet-sa.com

Discover our range at www.baudet-sa.com