

Innovative bathroom solutions



MILANE

MADE IN FRANCE

Sector :
HEALTH

Why choose a BAUDET bathroom ?

- Single point of contact
- Controlled costs and reduced build time
- Optimisation of surfaces
- Speed of installation
- Perfect sealing
- Optimum hygiene
- Aftercare / Snagging
- Dedicated after sales support

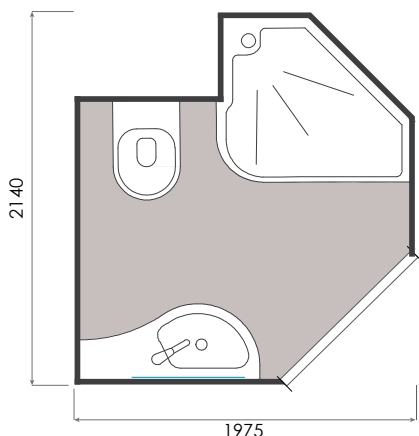


* Non-contractual photos

Medicalized bathroom

Dimensions

| | |
|------------------|-----------------------------------|
| Length = 2140 mm | Surface int. = 2,7 m ² |
| Width = 1975 mm | Weight = 310 kg |
| Height = 2225 mm | Door of 900 mm |



The Milane model is the ideal solution for new build or renovation projects.

Our Accreditations



Technical advice
CSTB n° 9/15-1019



NFC-15 100

Discover our range at www.baudet-sa.com



Features

DOOR

- Door frame lacquered white (RAL9010)
- Hinged door lacquered white (width of 900 mm)
- Lever door lock
- 1 robe hook

BASIN

- Concrete resin basin with a gel coat finish
- Towel hanging cut into the front of the basin
- Mixer tap with anti-bacterial handle
- Waste
- Mirror
- Plug

SHOWER

- Bar valve incorporating flexible hose, head and soap dish
- Shower mixer
- Shower curtain mounted on aluminium rail

WC

- WC wall hung
- Double seat thermoset (white)
- 1 toilet roll holder
- Cistern dual flush 3/6 L
- White flush panel

Structure

- GRP structure, fire rating M2
- Pod finish : gloss appearance
- Floor : free standing resin concrete non-slip finish in the shower area
- Integrated shower tray
- Sealing between the walls provided by a compressed foam seal

Connections

ELECTRICITY

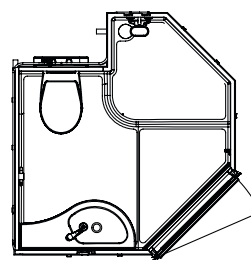
- 3 IP65 2 LED spot lights
- Earthing: cable section 6 mm²
- VMC self-adjusting 30 m³ / h – Ø 125 mm
- Connexion to the junction box located in the ceiling (620 x 470 mm)

WASTE / SUPPLY

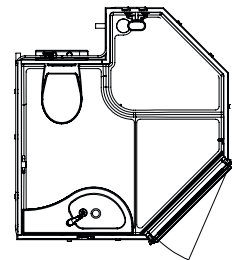
- Hot/Cold multilayered, pex pipe with crimped connections to 1/2"
- Basin and shower waste in PVC Ø 40
- WC waste in PVC Ø 100
- Access via a removable hatch (1100 x 450 mm)

Handings

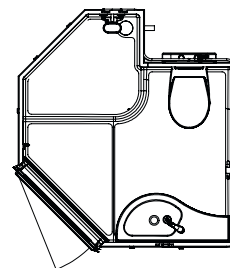
Our bathrooms are adapted to the configuration of your space.



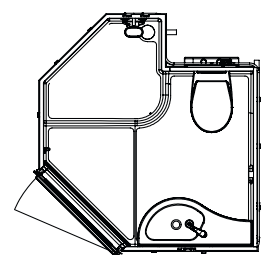
Option 01



Option 02



Option 03



Option 04

Note

The installation of our bathrooms requires services in place prior to delivery, these are not included by Baudet.

- Our bathroom are designed to be cladded with standard plasterboard (BA 13mm)
- Electricity supply on site must provide a cable for lighting and for a light switch
- Plumbing has to be ready for connections including isolation valves.
- The floor surface to receive the pod has to be prepared according BAUDET's recommandations, also the recess, drilling and refilling of the floor.