

Innovative bathroom solutions

ONDINE

MADE IN FRANCE

Sector :
HEALTH

Why choose a BAUDET bathroom ?

- Single point of contact
- Controlled costs and reduced build time
- Optimisation of surfaces
- Speed of installation
- Perfect sealing
- Optimum hygiene
- Aftercare / Snagging
- Dedicated after sales support



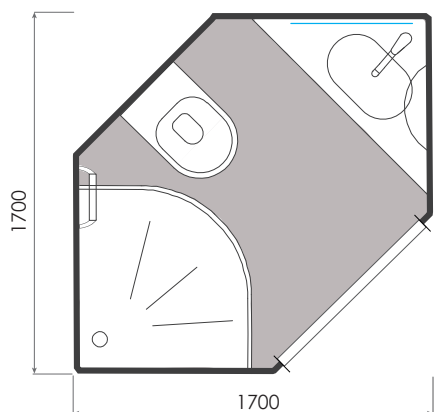
* Non-contractual photos

Medicalized bathroom

Dimensions

Length = 1700 mm
Width = 1700 mm
Height = 2110 mm

Surface int. = 1,95 m²
Weight = 280 kg
Door of 800 mm



The Ondine model is the ideal solution for new build or renovation projects.

Our Accreditations



Technical advice
CSTB n° 9/15-1019



NFC-15 100

Discover our range at www.baudet-sa.com



BAUDET ACCESS'

ONDINE
MADE IN FRANCE 

Features

DOOR

- Door frame lacquered white (RAL9010)
- Hinged door lacquered white (width of 800 mm)
- Lever door lock
- 1 robe hook

BASIN

- Concrete resin basin with a gel coat finish
- Towel hanging option cut into the front of the basin
- Mixer tap with anti-bac handle
- Waste
- Mirror
- Plug

SHOWER

- Bar valve incorporating flexible hose, head and soap dish
- Shower mixer
- Shower curtain mounted on aluminium rail

WC

- WC wall hung
- Double seat thermoset (white)
- 1 toilet roll holder
- Cistern dual flush 3/6 L
- White flush panel

Structure

- GRP structure
- Pod finish : gloss appearance
- Floor : free standing GRP non-slip finish
- Integrated shower tray
- Sealing between the walls provided by a compressed foam seal

Connections

ELECTRICITY

- IP65 2 LED spot lights
- Earthing: cable section 6 mm²
- VMC self-adjusting 30 m³ /h – Ø 125 mm
- Access via a removable hatch located in the ceiling (620 x 470 mm)

WASTE / SUPPLY

- Hot/Cold multilayered, pex pipe with crimped connections to 1/2"
- Basin and shower waste in PVC Ø 40
- WC waste in PVC Ø 100
- Access via a removable hatch located in the wall (1340 x 450 mm)

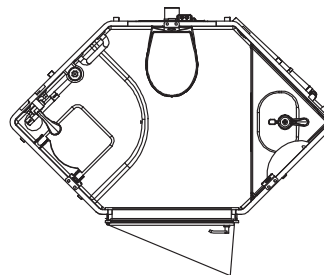
Note

The installation of our bathrooms requires services in place prior to delivery, these are not included by Baudet.

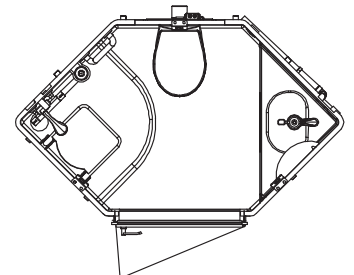
- Our bathroom are designed to be cladded with standard plasterboard (BA 13mm)
- Electricity supply on site must provide a cable for lighting and for a light switch
- Plumbing has to be ready for connections including isolation valves.
- The floor surface to receive the pod has to be prepared according BAUDET's recommendations, also the recess, drilling and refilling of the floor.

Handing

Our bathrooms are adapted to the configuration of your space.



Option 01



Option 02

**This document is not contractual. It is produced for general information only.*

Tel. +33(0)2 51 66 27 85
Fax +33(0)2 51 66 27 63
contact@baudet-sa.com

Discover our range at www.baudet-sa.com